

HP
86-145 | MF5400
The complete range of versatile, high performance tractors



VISION INNOVATION LEADERSHIP QUALITY RELIABILITY SUPPORT PRIDE COMMITMENT



MASSEY FERGUSON

Discover the perfect partnership. The MF 5400 Series from Massey Ferguson.

If you haven't yet discovered what makes the MF 5400 Series so popular, then do your business justice and take a look at the versatile line-up of mid-horsepower tractors from Massey Ferguson. Powerful, fuel efficient engines and comfortable cabs come as standard, whilst full factory-fitted, front-end loaders can also be specified. For unsurpassed levels of performance and versatility, look no further than the MF 5400 Series.

Contents

The MF 5400 Series

- 04 Pure quality inside and out
- 06 A wide range of choice

Engines

- 08 Powerful delivery
- 10 PowerBoost
- 12 Dyna-4 Transmission & Power control

PTO & Hydraulics

- 16 Total operating flexibility
- 18 The perfect linkage system

A better working environment

- 20 Cab suspension
- 22 Cab interior
- 26 The essential tractor & loader combination

Straightforward, intuitive technology

- 28 TopCon technology

The ultimate platform

- 30 MF 5400 Series Platform tractors

- 32 Fast, easy routine maintenance

Ensuring a cost effective future for your business

- 34 Manager Service and Extended Warranty Plan
- 36 AGCO Aftersales Support

- 38 Customer testimonials
- 40 Specifications
- 44 MF 5400 Series highlights



Pure quality, inside and out

Simply the perfect all-round workhorse. From small stock to large mixed farms, arable and contracting businesses as well as the municipal sector. Wherever there are demanding operations to tackle, the MF 5400 Series will deal with them - effortlessly.

Rugged power is delivered from 86-145 hp through reliable, work-hungry yet fuel efficient engines. Now you can get even more power from 6 km/h, in 3rd or 4th range, with Massey Ferguson's new, torque-filled, PowerBoost feature.

All nine models have the superior Dyna-4, semi-powershift transmission with Massey Ferguson's industry-leading Power Control Lever.

The MF 5400 is straightforward to operate, while the ease of access makes light work of jumping in and out of the tractor all day, as a multitude of tasks are completed.

It's your tractor - you specify
Whatever your business requires, whatever the job, the MF 5400 range can handle the toughest tasks you can throw at it. Whether mounted with the MF 900 Series front loader, operating a high-capacity mower, pulling a cultivator or hauling trailers, you're guaranteed maximum productivity.

The MF 5400 Series carries a range of choices in bonnet design, cab height and visibility to enable purchasers to tailor their new machine to precisely match the tasks required of it.

The Visio roof option can be specified, together with factory-installed sub-frame and hydraulics for an MF 900 Series front loader, all perfect for both dairy and arable businesses.

The MF 5400 Series.
Get the job done!



A wide range of choice

Every Massey Ferguson tractor has outstanding attributes that makes it the most popular and enduring choice within the mid-horsepower sector.

At Massey Ferguson, we understand the needs of every individual. Whether you are running a large-scale dairy unit or family farm, each feature and optional extra in the MF 5400 Series has been designed specifically to suit your needs.

Key features throughout the range include:

Industry-leading loader options

Get the complete package to ensure optimum productivity with our industry-leading MF 900 Series loaders.

Styling, with clean, modern lines

The pivoting bonnet allows improved access for regular maintenance of the air filter and radiators.

Pivoting cooling package on the MF 5465/75

For easier access and maintenance.

Latest generation Tier III engines

Emissions compliant, fuel-efficient power units providing improved power and torque characteristics and less fuel consumption.

Engine PowerBoost

Increasing power from 6 km/h and when it's needed most - Better pulling capacity, improved performance, transporting heavier loads faster and reducing journey times.

The superb Dyna-4 transmission as standard

Simple to use, four speeds 'under load and on the go' equals less power loss.

New (optional) Integrated Front Linkage System (IFLS) with heavy duty front axle support on the MF 5465/75

For greater strength and manoeuvrability.

Power Take-off

Four PTO options plus groundspeed PTO are available allowing you to meet the demands of your farm precisely.

Cab options

MF 5400 Series cabs can be uniquely specified to give you the best performance and productivity.

Choose from high-spec cab or platform with ROPS and sun-canopy with either a pivoting or 'steep-nose' bonnet.

A lower profile cab is available for working in restricted height buildings, whilst the Visio roof option provides excellent visibility when using a loader at height.

Optional Cab suspension

Get more productivity and enjoyment from your working day, and operate effortlessly in comfort. This new cab suspension allows you to graft for longer in a variety of applications.



Powerful delivery

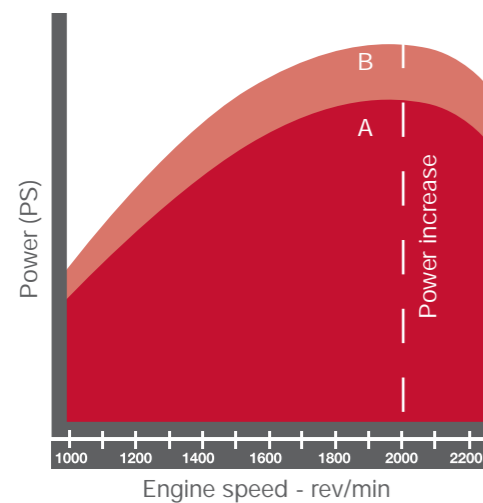
Technologically advanced, high powered and economical; benchmarks in engine design that others can only aspire to. Outstanding power comes from the latest Tier III common rail and four-valve engines. Within its class, every MF 5400 Series tractor benefits from the highest levels of performance and power.

Model range				
Model	Cylinder	Engine capacity	Max Power. hp	PowerBoost hp ¹
MF 5425	4	4.4	86	-
MF 5435	4	4.4	96	-
MF 5445	4	4.4	100	110
MF 5455	4	4.4	112	125
MF 5460	4	4.4	125	135
MF 5465	6	6.6	132	144
MF 5470	4	4.4	135	145
MF 5475	6	6.6	144	156
MF 5480	4	4.9	145	155

¹ hp figures - ISO TR14396.

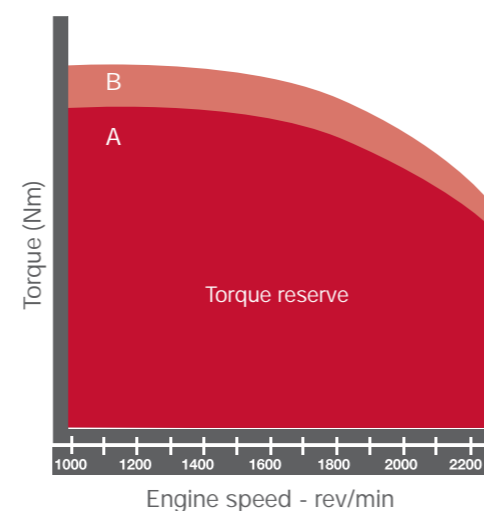


MF 5400 Series tractors have highly responsive engines that offer uncompromised performance and strength. The excellent build quality and latest engine technology guarantees optimum fuel efficiency, maximum power, reliability and longevity.



High power, with power increase as engine speed falls between 2200 and 2000 rev/min

A: Normal power curve
B: Boosted Performance: extra power, available when 3rd or 4th range is selected.



The torque curve shows how 'pulling power' is maintained as engine speed falls and how it is increased with PowerBoost right down to idle

A: Normal torque curve
B: Boosted Performance: extra torque, available when 3rd or 4th range is selected.

MF 5425/MF 5435 with PowerMax! – turbocharged to provide 86 and 96 hp, with intercooled mechanical fuel injection. Tried and trusted engines within this range guarantee exceptional power and torque whilst maintaining low emissions.

Power and torque
Maximum power is achieved at 2000 rev/min, resulting in significant fuel savings and lower noise levels. In fact, these tractors have excellent power delivery capabilities across an impressively wide speed range, with a constant power range exceeding 400 rev/min.

Reassuring torque back-up means you can reduce engine speed when pulling away under load, or on headland turn manoeuvres, with ease and in safety.

MF 5445/55/60/65/70/75/80 with PowerBoost!
A new generation of 4 & 6-cylinder engines
Incorporating the same advanced engine technology as our higher horsepower models, electronic common rail fuel injection and 16 valves combine to deliver 95 hp - 135 hp.

Featuring impressive torque capabilities and PowerBoost, all models have significantly more power at 2000 rev/min than previously produced at 2200 rev/min.

PowerBoost
Perfect for use in transport mode and when hauling heavy loads over long distances. PowerBoost gives additional engine power across the full engine speed range from idle to 2200 rev/min.

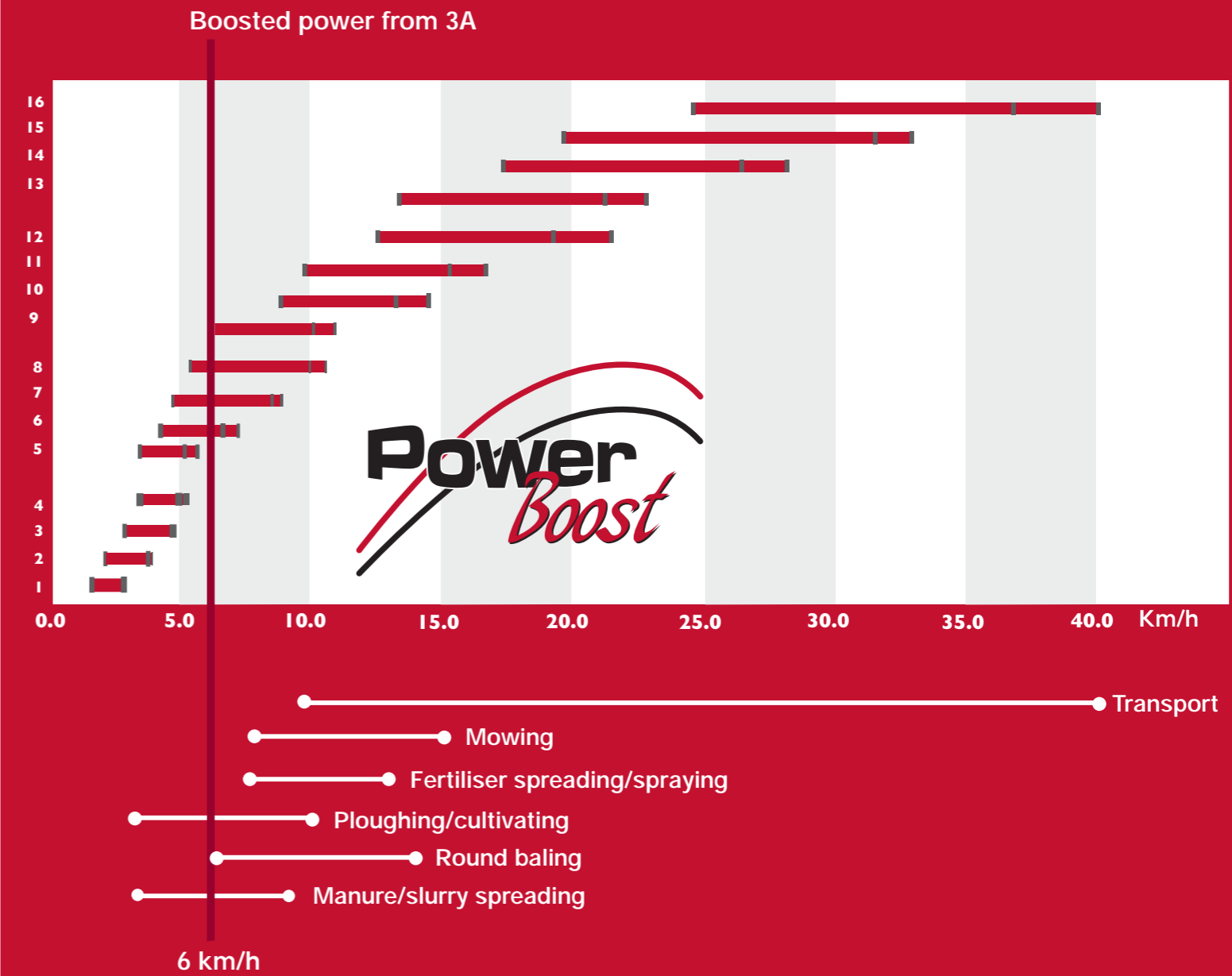
With PowerBoost as standard on all models (excluding MF 5425 & MF 5435) jobs such as transportation, top work, spraying and spreading on larger arable farms are simple, economical and efficient. There are no buttons or switches, just let the engine do the thinking.

When the operator selects either 3rd or 4th range, the engine will automatically create 'boost', providing more power and torque all the way from 6 Km/h up to 40 Km/h.

As well as providing higher maximum power, PowerBoost also provides additional power at lower engine speed for improved productivity and greater fuel savings.

Enhanced performance and flexibility with PowerBoost

Whether in the field or on the road, the latest engine technology allows engine performance to be enhanced to maximise productivity in a wide range of applications.



Getting more power, with less effort

PowerBoost provides more power and ultimately more productivity with effortless performance, whenever 3rd or 4th range is selected. This functionality is available on models from MF 5445 up to the MF 5480.

The fuel injection system in each engine is electronically managed, allowing the characteristics of engine performance to change and accommodate the toughest tasks.

Electronic Engine Management (EEM) monitors and increases the amount of fuel being supplied to the engine, so depending on the application, additional power and torque can be available automatically through an automated system.

Power + Performance

Extra power equals extra performance and essentially more productivity, particularly in transport and haulage applications. However, as 3rd range provides forward speeds as low as 6 km/h @ 1400 rev/min, the extra power and torque is readily available for many field applications such as mowing, fertiliser spreading, cultivation and baling.

For additional power in feeder/mixer wagon and slurry pump applications, PowerBoost is also provided when the PTO is engaged and the tractor is stationary.

Reasons why PowerBoost pays!

- PowerBoost perfectly optimises engine power
- PowerBoost provides extra power when it's needed most!
- PowerBoost maximises fuel efficiency
- Extra power from idling to maximum engine revs!
- Efficient engine operation thanks to 4-valves per cylinder



Unbeaten design: *Dyna-4* and Power Control

The straightforward & efficient design behind the Dyna-4 transmission continues to impress with incredibly smooth 4-speed, powershift change in each of the four gears, giving you first-rate productivity, everytime.

Left-hand control

The left-hand Power Control lever provides convenient forward/reverse shuttle, powershift and range changes and fingertip de-clutching, leaving the right hand free to operate the loader or rear implements.

Right-hand control

Simply move the T-shaped transmission control lever forwards or backwards to change up or down through the four Dynashift ratios. To change range, simply press the range selection button as you move the lever.

When changing range, Speedmatching automatically selects the correct Dyna-4 ratio to match the tractor's forward speed.

Comfort control

Smooth or fast shuttling – the choice is yours – adjust the Comfort Control knob and you have the perfect tractor for loader work.

Creep and Supercreep options

Close control in specialist low-speed tasks is assured with an additional 8 (creep) or 16 (supercreep) gears, enabling forward speeds as low as 500m/hr and 160m/hr respectively to be achieved.

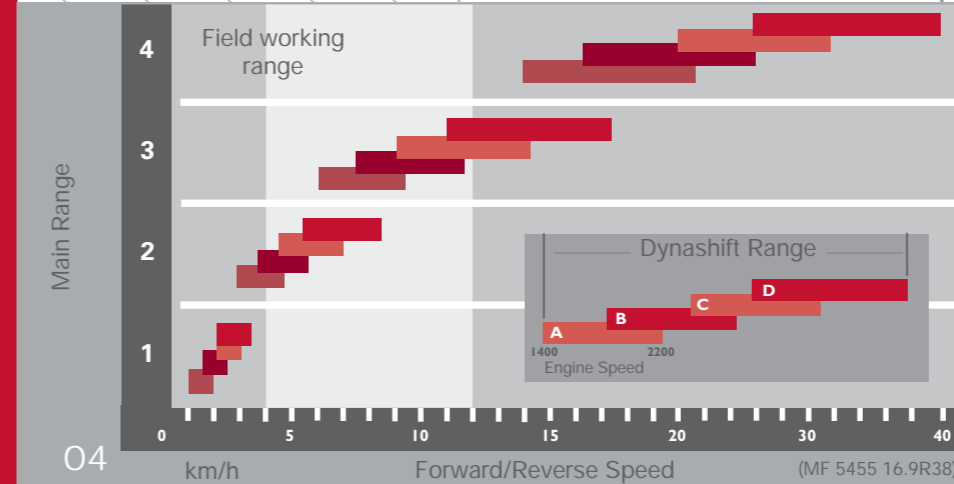
How you will benefit:

- Optimum field performance, four mechanical range changes provide 16 forward and 16 reverse speeds, **all available without having to use the clutch pedal!**

- Operation is simple and less repetitive with ergonomically placed controls, reducing operator fatigue and stress
- The left-hand Power Control lever enables convenient and straightforward operation
- For rapid and precise loader work, Comfort Control maintains stability during smooth or fast shuttling
- Speedmatching minimises operator effort and maximises productivity
- Straightforward design and proven, reliable components provide exceptionally smooth operation with strength and longevity



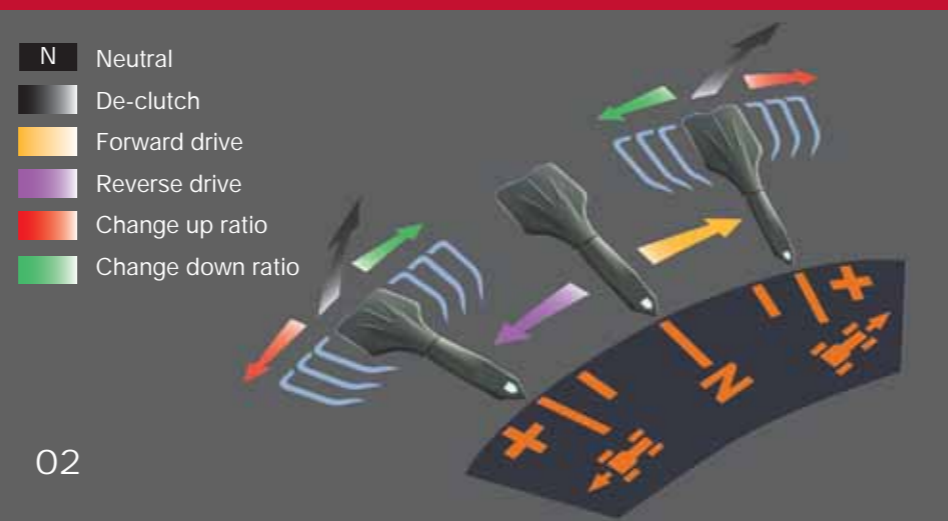
03



04



01



02




01 Simple, multi-function, left-hand Power Control lever

02 The Dyna-4 ratios

03 Dyna-4 controls include left- or right-hand gear selection plus variable, operator-controlled forward/reverse shuttle take-up

04 The Dyna-4 transmission offers four Dynashift changes in each range, excellent ground speed 'overlap' and 40 km/h maximum speed for efficient haulage operations

Dyna-4



Precision and performance from Massey Ferguson

Total operating flexibility

The key to reliable, hard-working machinery is to choose a tractor that meets the requirements of today's modern implements and utilises them to their full potential within a wide range of agricultural applications.

The MF 5400 Series has excellent lift capacity and loader capability with endless hydraulic potential and PTO specifications to give you total operating flexibility.

Simple, effective hydraulic system

- 57 litre/min of oil available for linkage and external hydraulic functions
- Plenty of flow and pressure to cater for lifting heavy equipment or powering ancillary accessories

100 litre 'Twin' flow

- Optional across the range: 100 litre/min oil flow is achieved at the flick of a switch, the three-point linkage is 'locked out' and the higher flow is made available to give extra speed and power for loader operation

110 litre Closed Centre Load Sensing (CCLS)*

For applications that require extra hydraulic power, the CCLS hydraulic system can be specified. CCLS will react responsively in the field, meeting the demands of oil-hungry implements to boost productivity

- The high pressure pump allows a varying flow of between 0 and 110 litres/min
- An 'intelligent' load sensing valve recognises the amount of oil and automatically adjusts the pump to meet demand
- When there's no demand, the pump will idle, reducing power and enhancing fuel economy
- The 110 litres/min max flow will provide speedy operation of hydraulic applications and rapid cycle times in loader operations

Fade-free braking

- The rear axle houses large disc brakes with constant pressure lubrication

Differential locks

- At the touch of a button, simultaneous actuation of front and rear differential locks ensures maximum traction at all times, under all conditions
- The 'Hydralock' differential lock ensures fast, 100% engagement and disengagement with no slippage or loss of power
- Gives true 4-wheel drive when engaged

4-wheel drive axle

- All 4-wheel drive models feature a centre-mounted drive shaft design for excellent ground clearance
- A tight steering angle for manoeuvrability and tight headland turns is guaranteed

QuadLink front axle**

Massey Ferguson's renowned QuadLink suspended front axle is available as an option, significantly enhancing ride comfort and control.

- A compact, simple design, QuadLink automatically maintains a constant suspension height, regardless of the load on the axle, to give increased stability with greater comfort, productivity and safety – in field and on road.

Automated control

- 'Transmission Controller' simplifies operation by partially automating a number of frequently used functions
- Including: Differential lock control, PTO control and gearbox range selection

Versatile PTO

- Four PTO options are available plus Groundspeed PTO
- Independent 540/1000 rev/min as standard
- 540/1000 rev/min 'economy' offers standard PTO speeds at 1550 engine revs to save fuel and cut production costs
- In-cab or external shiftable options available
- Ground speed is also available
- All options perfectly match any farm's requirements
- PTO STOP button on the rear fender allows the operator to use attached machinery safely and securely from the exterior of the tractor cab
- Optional front PTO available

Auxiliary spool valves

Allowing the operator to get the most output from the hydraulic system, a range of auxiliary valve options are available.

- Between two and four mechanically controlled valves can be specified, to ideally meet customer and application requirements
- Optional integrated joystick control for two valves is available which will operate additional electro-hydraulic services for loader or front linkage applications for even more versatility
- Spool valve couplers are conveniently placed to allow quick and easy attachment and detachment of implement hoses



01



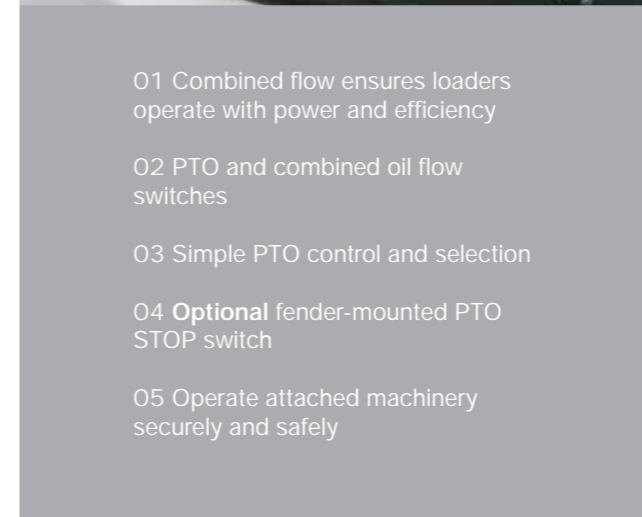
02



03



04



05

01 Combined flow ensures loaders operate with power and efficiency

02 PTO and combined oil flow switches

03 Simple PTO control and selection

04 Optional fender-mounted PTO STOP switch

05 Operate attached machinery securely and safely



* CCLS available on models MF 5465-80 ** Quadlink available on models MF 5460-80

The perfect linkage system

All Massey Ferguson 5400 Series tractors are built with heavy-duty, category 2 & 3 rear linkage. There's a choice of options too, that suit all applications. Our specifications ensure that your tractor has the perfect linkage system to suit your exact requirements.

Highly specified three-point linkage

A tough 5,000 or 6,000 kg (optional) lift capacity means that heavy-mounted equipment can be lifted with ease

- A variety of hitches are available, with twin telescopic stabilisers and two spool valves fitted as standard
- Fender-mounted switches provide convenient linkage height adjustment for fast, easy implement attachment
- Linkage height can be adjusted using switches conveniently mounted on the fender, so implements are attached quickly and easily.

Industry-leading Electronic Linkage Control (ELC)

ELC provides precise and responsive control of the linkage functions, ensuring accurate control of the depth of work for soil engaging implements plus working height for non-soil engaging implements.

The ELC 'mouse' is placed specifically to the right of the operator to provide quick and easy access, allowing precise control of implement depth and lifting and lowering of linkage.

The Electronic Lift Control panel allows straightforward adjustment of other rear linkage functions for enhanced productivity.

Functions include:

- Position/Intermix/Draft control - For precise operation with all types of implement
- Rate of linkage lowering control - For optimum performance and safety, including lock
- Maximum lift height control - Adjust the lift height accurately and protect PTO drive shafts, safeguard both tractor and implement and reduce cycle times during headland turns
- Lift/Lower/Height/Depth control - Allows for precise adjustment and ensures accurate control
- Active Transport Control (ATC) - Provides shock dampening for the rear linkage and protects the tractor during transport of heavy implements, resulting in approved driver comfort

Front linkage and PTO (optional)

Take full advantage of productivity gains when using both front/rear implement combinations.

- Benefit from real time savings - up to 30% when drilling
- 2.5 tonne lift capacity and the option of an accumulator, hydraulic couplers and PTO

Integrated Front Linkage System (IFLS)

For six-cylinder tractors, an integrated front linkage system is available. The front axle support casting enables factory-installation of the Massey Ferguson IFLS: a neat, fully integrated front linkage and PTO system.

- The integrated front linkage design also has tremendous strength to cater for heavy, high-productivity front-mounted equipment.
- Attached to an exceptionally strong structural engine sump means that no additional side rails are necessary when specifying the front linkage.
- Engine access is further improved
- A tighter steering lock is achieved, for faster headland turns and manoeuvring.
- The new front linkage also incorporates a towing clevis, electrical connector and up to two spool valve couplers.

01 & 02 Optional front linkage and PTO available

03 Electronic linkage control (ELC) 'mouse'

04 Electronic Lift Control panel for straightforward adjustment of rear linkage functions

05 Fender-mounted lift/lower switches

06 Lower link - Hook-end

07 Lower link - Ball-end



01



02



03



04



05



06



07

19

A better working environment

Enhanced driver comfort is something that we pay particular attention to. Understandably you'll be spending plenty of time in your tractor, so we now offer an optional cab suspension system for higher levels of comfort and safety. This new feature brings Massey Ferguson to the forefront of agricultural innovation with excellent levels of operator comfort down to 86 horsepower.

High-productivity depends on many factors within the agricultural industry. Reliable, good quality machinery and a safe and healthy working environment are two of those factors.

It is estimated that around five million working days are lost each year due to driving-related activities*, leading to loss of productivity and in some cases long-term health problems.

Looking after people and machinery in the workplace is essential. Depending on the application, you could spend up to 18 hours a day in your tractor; so comfort, practicality and ergonomics are essential attributes to a profitable and effective business.

Our priority is your comfort
The cab of the MF 5400 Series has been ergonomically designed to reduce stress on the operator. Well-positioned controls, an adjustable driver's seat plus easy accessibility to the cab all contribute towards better working conditions.

This flexible new feature for Massey Ferguson's range of machinery means that the entire MF 5400 Series can be specified with cab suspension as an optional feature on all standard, flat floor cab versions.

The MF 5400's tough yet simple cab suspension will help to reduce driver fatigue and discomfort.

Whichever application you're working in, you can be assured that this simple system requires no operator input and works independently and to its full potential.

Where transporting, mowing and cultivating can be amongst the most arduous and repetitive of tasks, the MF 5400 Series' new cab suspension will cushion the impact of heavy-duty applications that may involve the operator being continuously jolted.

This straightforward cab suspension system consists of silent bloc bushes at the front of the cab and a pair of spring assisted shock absorbers mounted at the rear.

MF 5400 Series tractors: further improving driver comfort by giving a smoother ride and faster, safer transport of mounted equipment.

The opposite page shows the range and applications in which the MF 5400 Series cab suspension will work at maximum productivity whilst ensuring your health, safety and comfort at all times.

* Based on UK findings from the Health and Safety Executive.

** Average working speed may vary depending on conditions and attached implements.



Ideal in: Bale handling - Driving on rough, uneven ground such as tramlines is made easier and more comfortable.
At: 5 - 20 km/h**



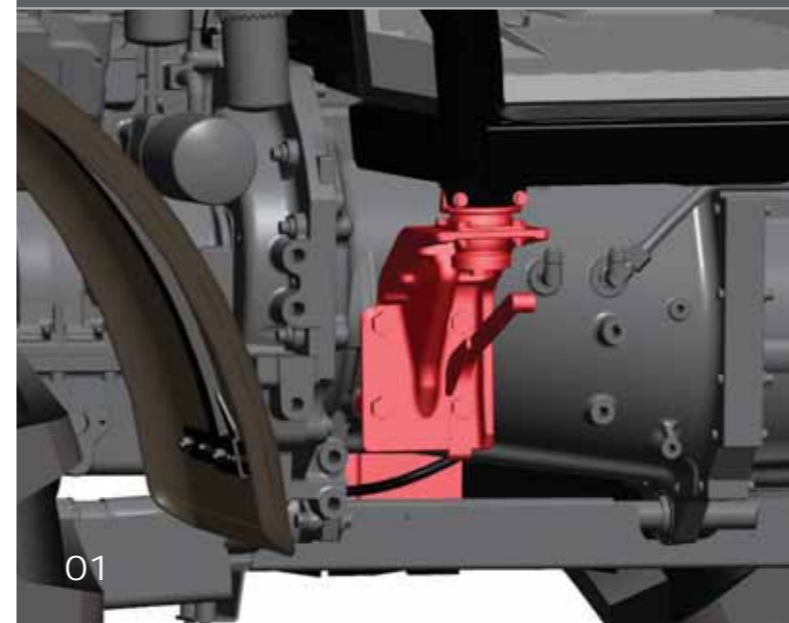
Ideal when: Mowing/tedding/raking and baling - An application that requires a large amount of repetitive driving on uneven ground will benefit greatly from the MF 5400 Series cab suspension.
At: 5 - 15 km/h**




Ideal in: Transportation - Perfectly in control and sitting comfortably when faced with less than perfect roads!
At: 10-40 km/h**



Ideal when: Spraying/fertiliser spreading - Work within a safe, productive and stable environment even at higher working speeds.
At: 5-15 km/h**



01



02

01 Left-hand front silent bloc

02 Left-hand rear suspension

21

Everything about the MF 5400 Series has been designed to make your time at work comfortable, relaxing and productive.

Get something back for the long hours you put in - low noise levels, a spacious cab and great visibility make the MF 5400 Series an enjoyable place to work.

The cab retains its popular and practical layout, with controls positioned exactly where you would expect to find them.

Two wide-opening, rear-hinged doors make access easy. There is a choice of mechanical or air suspension seats, both with a comprehensive range of adjustments including 30° of swivel and long, adjustable armrests.

Visio-roof models offer side-mounted radio (optional) and ventilation controls.

With the optional air suspension seat, at the touch of a lever, accurate adjustment to compensate for driver weight or the terrain is quickly achieved. For further driver comfort an optional lever allows adjustment of the steering column height and tilt.

A handy folding auxiliary seat is also available which can be raised and locked into position when required.

Active Transport Control
Active Transport Control (ATC) is a shock-absorbing system that reduces implement 'bounce', which can occur when driving across the headland or transporting heavy-mounted equipment.

ATC is fitted as standard on all MF 5400 Series tractors.





The essential tractor & loader combination

MF 5400 Series tractors have been designed to work specifically with the MF 900 Series loader. Both are fully integrated at factory source to give you optimum performance and ultimately, the perfect all-purpose tractor.

High performance construction from the world's leading loader manufacturer ensures that these loaders deliver first class versatility and outstanding reliability.

Low running costs, operator comfort and an effortless working environment make the MF 5400 Series the right choice for any dairy, livestock or arable business. Add to this a factory-fitted, optimum usage loader and you can achieve maximum productivity, whatever the application.

Choose from an extensive range

Full integration of tractor and loader is achieved easily with the MF 900 Series, to suit 50 - 300 hp Massey Ferguson tractors. You can choose from either 'standard' or 'parallel' linkage, available throughout an extensive range of 12 models, along with numerous options to enhance performance and convenience.

Lock & Go - smarter, better

Work smarter with 'Lock & Go'. A ground-breaking, semi-automatic connection and disconnection system which saves you valuable time when hooking-up loaders. By utilising the combination of a unique sub-frame design, lift cylinders and locking pin, you can attach/detach loaders efficiently and reliably.

Together with the multifunction joystick control levers you can be assured of operational ease and safety with all functions. An full range of loader implements are available as well as rear ballast configurations to ensure optimum handling, greater performance and safe operation.

Here's why both the MF 5400 Series and MF 900 Series meet the operational challenges of modern farming:

MF 5400: the perfect loader tractor...

- Steep nose bonnet available on MF 5425 through to MF 5455 - For maximum clearance, manoeuvrability and visibility
- Visio roof - Allows the operator to view the task at hand
- 57 litres/min standard flow
- 100 litres/min combined flow
- 110 litres/min CCLS hydraulic system
- Dyna-4 transmission with Power Control lever and shuttle control
- Adjustable shuttle progressivity
- Heavy-duty 4WD front axle with hydra-lock
- 55° max turning angle

...MF 900: the perfect loader

- Robust and efficient construction - ensures maximum output

- Loader sub-frames are designed to allow drive-in attachment - for quick and easy connection
- The semi-automatic 'Lock & Go' system holds the loader rigidly and securely in position
- All hydraulic hoses are safely concealed for protection and greater visibility for the operator
- 'SoftDrive' system (optional) - Innovative shock absorption system is available on all models and ensures stability and comfort on rough terrain and in transport
- An extensive range of optional extras are available. Ask your Massey Ferguson dealer for more information.

01 & 02 'Lock & Go'. Save time when attaching and detaching loaders

03 Visio roof for excellent visibility

For further information on MF 900 Series loaders and implements, contact your local Massey Ferguson dealer and ask for a brochure.



Straightforward, intuitive technology

Topcon's light bar guidance systems are tried and trusted tools within the agricultural sector, improving efficiency and operating speeds while reducing overlap and extending hours of operation.

System 110 lightbar guidance simplifies key operations for added productivity and efficiency on your farm.

Topcon SYSTEM 110

System 110 delivers maximum operating simplicity in a light bar guidance product. With features such as a detachable light bar for optimum 'field of view' placement and a 5" high-visibility colour display that operates in separate 'day' and 'night' modes, System 110 will quickly become the field tool of choice.

Key points

- Simple on-screen set-up
- Sub-meter guidance, upgradeable to automatic steering*
- Quick action keys for simple operation
- On-screen status indicators: Row Number, Speed, and Area Applied
- Interchangeable field views including Overhead, Perspective and North up
- Multiple contour pattern

Features and benefits

GX-45 Console

- Rugged housing, built for the field
- Colour, 5 inch diagonal screen
- Quick action keys for simple operation
- Visual indicators include: area applied, speed, row number and satellite information
- Convenient USB port for data transfer
- Detachable LED light bar for optimum placement in field of view

Guidance Patterns

- AB lines
- Adaptive Curves
- Centre Pivot

Viewing Perspective

- Overhead View
- Perspective View
- North Up View

Additional features

- Create and save field boundaries
- Automatic coverage maps

- End of row alarms
- Radar speed output for external controllers
- GPS signal output
- Export PDF coverage report
- Import and export boundary and coverage files
- Auto Section Control and application rate control

Easy to Install and Operate

You can be operating in minutes. Lightweight, rugged and portable, System 110 is easy to install with minimal training or instruction. System 110 allows you to set up configurations such as attached front and rear implements or single and double-trailed hitch points. Plus, the System 110 is simple to move from machine to machine.

*Additional/optional components required



Useful on-screen indicators show Area Applied, Speed, and Row Number, all while building a colour coverage map. The convenient USB port allows you to easily export reports and shape files.

Automatic Coverage Maps

Coverage mapping can be used to track the area covered by your machine. Avoid missed areas or areas of overlap. With remote master hookup, automatic coverage maps can be generated more accurately without additional work.

Boundary Mapping

Boundary mapping lets you create field outlines that you can use over and over for any application jobs performed on that field. Knowing the field's size and shape helps you plan application quantities and coverage routes.

Automatic Section Control Option

With optional Automatic Section Control (ASC-10), System 110 automatically switches up to ten sprayer sections on or off as you cross previously applied areas, reducing inputs while protecting your crops.

No Limits

Topcon's intuitive software allows you to quickly create and follow the most efficient or practical guidance. Instead of limited, fixed patterns which may not be exactly right for your field, System 110 provides three basic 'modes' that can be used in a variety of combinations, allowing you to work easily with virtually any field shape.

Upgradeable to SYSTEM 150 automatic steering system

A SYSTEM 110 can be upgraded to a full featured automatic steering system.*

For further information on Topcon's guidance systems, contact your local Massey Ferguson dealer or go online at www.agcottechnologies.com



The Ultimate Platform

Sharing many of the advanced design features of the cab models, the four MF 5400 Series 'platform' tractors are durable workhorses built for the toughest conditions.



Outstanding 'Platform' performance

- Ranging from 86 to 112 ISO hp (125 max boosted), outstanding performance and high levels of comfort and safety are assured
- MF 5400 Series platform models meet the most stringent noise and safety legislation
- Now available in most European markets as well as countries more traditionally associated with non-cab tractors
- 'Pivot' or 'steep nose' bonnet styles available
- Downswept- or side-mounted exhaust
- 2- or 4-wheel drive
- All models feature a modern, safe, flat-floor platform area with up-to-the-minute styling, excellent visibility and simple instruments and controls

Gearbox options

- Platform models are available with the Dyna-4 gearbox (see pages 12 & 13) with 'creep' and 'supercreep' available, maximising productivity in specialist low speed applications

Simple ELC

- Massey Ferguson ELC Electronic Linkage Control System is simple, reliable and easy to use, giving exceptional accuracy and control
- Muscular lift capabilities and high capacity hydraulics mean that even large implements can be handled with ease

Automatic 4-wheel braking

- Automated control of 4-wheel drive, differential lock and PTO give optimum efficiency whilst minimising driver input
- The electro-hydraulic system provides automatic engagement of 4-wheel drive when the brakes or parking brake are applied
- Giving 4-wheel braking, for added braking efficiency, stability and safety

Hydralock differential lock

- Hydralock is standard on all 4-wheel drive models and provides simultaneous actuation of both front and rear differential locks
- The result is true 4-wheel drive with both front wheels locked together and turning at a speed proportional to the rear wheels

- Unlike 'limited slip' systems, when disengaged, Hydralock operates as a normal differential, so tyre scrub and soil damage are reduced and tyre life is extended

Choice of PTO options

- Wide choice of PTO options including 540 and 1000 rev/min, economy and ground speed PTO so all implement and power take-off requirements can be met efficiently.



Fast, easy routine maintenance



01



02



03



04



Obviously, costs are increasingly important in today's competitive farming environment so when buying a new tractor you have to look at more than just the initial outlay. This is where the MF 5400 Series makes the difference.

From the initial high build quality to the world-leading AGCO Parts and Service back-up and ultimately high residual values, everything is in place to reduce overall 'life-time' costs.

Extended service periods
Simple servicing and minimised routine checks are other key areas in reducing down-time. The MF 5400 Series has a number of significant design features; some large, some small, to help make life more simple:

- Large diameter, oil-cooled, multi-plate clutch, for a long service life, with no adjustment required
- Self-adjusting brakes
- Maintenance-free battery
- There are no more than ten, readily accessible, grease points
- Engine oil dipstick, filler, filters and lift pump are all grouped on the left side of the engine
- Transmission oil and filters only need to be changed every 1200 hours, with an engine oil change only needed every 400 hours

01 Easy access to dual element dry air cleaner

02 Excellent accessibility to the engine and cooling pack

03 Externally accessible cab air filter

04 Ground-level fuel filler means quick, spillage-free refuelling

Ensure a cost effective future for your business

It makes good business sense to plan for the unexpected and where machinery is concerned, there's no price on complete peace-of-mind. Secure your assets with a manager Service and Extended Warranty Plan.

manager Service and Extended Warranty Plan* is a complete package aimed at providing total care for your tractor including routine maintenance, repair cover and full AGCO backed warranty. This fully-backed plan will cover critical components such as:

- Engine and transmission
- Hydraulics
- PTO
- Steering
- Electronics
- Cab and controls
- Axles

Assurance for the life of the machine

You can be assured of 'preventative' servicing using the latest technology and professionally trained technicians. With years of experience they are on hand to ensure that your machine runs at optimum performance.

All of this will be carried out according to a strict maintenance schedule supplied by Massey Ferguson.

With a manager plan and through this 'preventative' servicing, your machine will maintain excellent productivity throughout its long working life. The most important aspect of this package is that you will never incur any unexpected additional costs.

It is possible to cut the cost of maintaining your machine through 'preventative' servicing and maintenance, thereby reducing long-term ownership costs and securing a productive future for your business.

Tailored specifically for you manager has been designed to cater for your individual needs. Cover is available for up to 5 years or 6,000 hours, depending on your requirements. Available at initial point of sale or, for added flexibility, you can choose to take on a manager plan any time up to twelve months after machine registration.

Your dealer will prepare the servicing plan and can tailor it to last up to a maximum of 10,000 hours.

By choosing a manager Service and Extended Warranty Plan, not only are you assured of complete peace-of-mind for you and your business but also a higher residual value for your machinery, full dealer history and genuine AGCO Parts, inside and out.

For more information on manager Service and Extended Warranty Plans speak to your Massey Ferguson dealer.

*manager Service and Extended Warranty Plan may not be available or may be market dependant. Please contact your Massey Ferguson dealer to check availability in your area.



Total support, no matter where or when!

AGCO Customer Support... providing local service to the global brand

Massey Ferguson is a true global brand with machines operating all over the world, from revolutionary "little grey fergie" tractors to the latest high-tech tractors and combines. Have you ever wondered how we continue to provide industry-leading parts and service support to such a vast array of machines and technologies across the globe?

Behind every Massey Ferguson machine is the powerful aftersales support of AGCO's Customer Support organisation.

Our main aim is to ensure that every machine - old or new - is fully supported locally, offering every Massey Ferguson owner:

- The best service in the industry
- Low cost of ownership
- A reliable and durable machine
- Minimum machine downtime
- A high resale value

State-of the art warehousing and logistics from AGCO Parts

Of course, every Massey Ferguson dealer is fully backed-up by the AGCO Customer Support organisation which provides industry-leading parts supply through AGCO Parts' state-of-the-art warehousing and logistics. With outstanding service levels, overnight delivery and inventory covering all Massey Ferguson machines - even those over 10 years old - we only ever supply genuine parts, and we guarantee the right fit, first time.

The right aftersales solution whatever the age of machine

Whatever the age of your Massey Ferguson machine, AGCO Customer Support has the right aftersales solution to save time & money, providing appropriate, affordable and reliable servicing and maintenance solutions in every situation.

Practical local support where you need it

AGCO places great emphasis on providing the best service to our Massey Ferguson dealers and this extends beyond the exceptional servicing and maintenance solutions and parts supply:

- Expert training and specialist equipment
- Advanced diagnostic techniques
- Information retrieval technology to communicate the very latest parts and service information
- Highly skilled technical support groups

With aftersales support from AGCO Customer Support, it's not just about supplying a filter or doing an oil change. It's about providing the best solution to our customers' needs, wrapped up with industry-leading parts and service support.

01 Ensuring the best service support

02-03 Industry-leading parts supply from AGCO Parts

04 Practical, local support, wherever you are

05 Lifetime support for all Massey Ferguson machines



01



02



03



04



05

37

Built with passion...

...owned with pride! Read why people choose Massey Ferguson's award-winning, industry-leading machinery!



The multi-task tractor

Lionel Carret, Gaec de Pomeyrieux Farm, France

"We are located in a hilly area so we really appreciate the smoothness of the Dyna-4 transmission and the ease of the gear changes."

Features that Lionel particularly likes about his MF 5455 include the hydraulics and the styling of the machine.

"The Steepnose allows me to have good visibility which is beneficial during loader work especially from a safety point of view as you can see the front of the tractor and the material the loader is carrying, easily."

"As we use this tractor more often for transport in steep areas, I really do save time thanks to the extra power available with the PowerBoost."

"Using a tractor in our region can be quite dangerous so stability and safety were our main buying criteria and the MF 5400 Series made me feel really safe in all situations."

"This is our first Massey Ferguson machine and we have been very impressed by its level of performance combined with its compact size, manoeuvrability and visibility."

Total versatility

Marco Tosi, Tosi Claudio e Marco Societa' Agricola, Cella (RE), Italy

Marco Tosi is a dedicated livestock producer which provides milk for 'Consorzio' of Parmigiano Reggiano (Parmesan cheese). They work 85 hectares of land comprising of grass, forage and corn.

"We are very happy with our MF 5480 due to its versatility, we use it for many farming activities and it is the main tractor on the farm - clocking up 800 hours per year" Marco tells us.

"It works faultlessly when ploughing, seeding, grass cutting and baling. We specified front linkage and PTO which has saved us a lot of time and money, giving us maximum productivity."

"We use the MF 5480 a lot more now to transport produce. The suspension copes well with road conditions and haulage applications."



Powerful hydraulics

Mark Channell, Agricultural Contractor, Cambridge, UK

"An important role for our MF 5480 is powering a hydraulically-driven waste baler. We specified Closed Centre Load Sensing hydraulics with 110l/min flow, which has improved cycle times considerably - we have gone from 35 minutes per bale to as little as 20 minutes" comments Mark.

"The generous hydraulic capacity has also speeded cycle times with our MF 955 loader, which is used for tasks such as moving topsoil as well as in the waste recycling operation, and when working around the confines of the yard, the tractor is also highly manoeuvrable."

"This tractor ticks all the boxes - it is exactly what my business needs."

and on fuel economy...

"The 145hp MF 5480 is very economical on fuel, at least as good as my previous tractor which was just 90hp. "There is ample power for the job which means the tractor is not working as hard and uses less fuel."



Compact all-round workhorse

Clive Jones of Lower Pendre Farm, Llangorse, Brecon, Wales, UK

"Our MF 5435 is a real little all-rounder, and was purchased for mowing and tedding as well as for hauling silage and straw and is fitted with a front loader.

"We have found a lot more jobs than we expected for the MF 5435 since it arrived in June. It has hauled 1000 bales of silage and 500 of straw this year, and we also use it for all of our spraying and fertiliser application."

Dyna-4 transmission

Jeremy Platt, Dairy Farmer, Northwich, Cheshire, UK.

"This is an ideal tractor for a dairy farm - easy to use, comfortable and with enough technology without being overcomplicated," he explains.

He picks out the Dyna-4 transmission with its unique left-hand shuttle as its strongest feature. "On the feeder wagon, there's no need to use the clutch when feeding out and moving around the buildings - it's really useful. I wasn't aware of just how good this transmission was until I used it."

Professional service, quality products

Pawel Zienczyk, Zienczyk Farm, Jarzabkowo, Niechanowo, Poland

The latest addition to Pawel's long-line of Massey Ferguson machinery is an MF 5435 with a front loader. Purchased for its multi-application capabilities on the livestock and arable farm, the MF 5435 now completes a range that secures the smooth running of Pawel's business.

"We love the MF machinery on our farm, owning MF tractors means we can work quickly and without faults whilst maintaining best operator comfort." Pawel tells us.

"We receive a good quality service from our local dealership, they are professional, helpful and always friendly. This means a lot to us, especially at busy times of the year when we need all the support we can get."

We'd like to hear from you! If you want to tell us about your Massey Ferguson machinery, please go to www.masseyferguson.com/contactus and submit a testimonial.

Engine Performance		MF 5425 [▲]	MF 5435 [▲]	MF 5445 [▲]	MF 5455 [▲]
Max. hp @ 2000 rpm	⊕ ISO hp (kW)	86 (63.3)	96 (70.7)	100 (73.6)	112 (82.4)
Rated hp @ 2200 rpm	⊕ ISO hp (kW)	82 (60.4)	92 (67.7)	95 (69.9)	105 (77.3)
Max. hp in boost	⊕ ISO hp (kW)	-	-	110 (81)	125 (92)
Max. torque @ 1400 rpm	⊕ Nm	379	405	420	463
Max. torque with PowerBoost @ 1400 rpm	⊕ Nm	-	-	463	525
Specific fuel consumption [†]	g/kWh	210	210	209	209

Engine		MF 5425 [▲]	MF 5435 [▲]	MF 5445 [▲]	MF 5455 [▲]
Diesel, direct injection	type	1104D-44TA	1104D-44TA	1104D-E44TA	1104D-E44TA
Aspiration		Turbo/ Intercooled	Turbo/ Intercooled	Turbo/ Intercooled	Turbo/ Intercooled
Capacity/ no. of cylinders	litre/no.	4.4/4	4.4/4	4.4/4	4.4/4
Exhaust, side-mounted	cab	●	●	●	●
Exhaust, Downswept/side-mounted	platform	●/○	●/○	●/○	●/○

Transmission		MF 5425 [▲]	MF 5435 [▲]	MF 5445 [▲]	MF 5455 [▲]
16F/16R 'Dyna-4' Semi-powershift gearbox with left-hand Power Control. Speedmatching. 40 km/h max speed [†]		●	●	●	●
Additional 8F/8R 'Creeper' speeds		○	○	○	○
Additional 16F/16R 'Supercreep' speeds		○	○	○	○

Power Take-Off (Rear)		MF 5425 [▲]	MF 5435 [▲]	MF 5445 [▲]	MF 5455 [▲]
Operation and control		Independent, electro-hydraulic with automated control. Speed change, exchangeable shaft (●) or shiftable (○)			

PTO speed @ engine rev/min		MF 5425 [▲]	MF 5435 [▲]	MF 5445 [▲]	MF 5455 [▲]
540 rpm (6 spline shaft)	rpm	1980	1980	1980	1980
1000 rpm (21 spline shaft)	rpm	2000	2000	2000	2000
Ground speed PTO		○	○	○	○
Economy PTO		○	○	○	○
540 or 1000 rpm	rpm	1550	1550	1550	1550

Front Linkage and Power Take-Off		MF 5425 [▲]	MF 5435 [▲]	MF 5445 [▲]	MF 5455 [▲]
Linkage lift capacity	kg	2500	2500	2500	2500
PTO operation and control		Independent, electro-hydraulic. 6 or 21 spline, 35 mm (13/8in) diameter PTO shaft.			

Linkage and Hydraulics		MF 5425 [▲]	MF 5435 [▲]	MF 5445 [▲]	MF 5455 [▲]
Linkage control		Electronic control of draft, position and Intermix, plus Active Transport Control (ATC)			
Max. oil flow - Stage 1		43 litre/min, supplying gearbox range changes, diff.lock, PTO, 4WD, steering, brakes, clutch and lubrication			
Max. oil flow - Stage 2		57 litre/min, supplying 3-point linkage, auxiliary hydraulics, trailer brakes			
Twin flow (Option)		Stage 1 pump plus Combined Flow giving 100 litre/min to spool valves Switch on right-hand console, engages flow and 'locks out' linkage			
- Control					
Lower links, hook end		●	●	●	●
Maximum lift capacity, at link ends,	kg ●	5000	5000	5000	5000
	kg ○	-	-	6000	6000

Auxiliary hydraulics		MF 5425 [▲]	MF 5435 [▲]	MF 5445 [▲]	MF 5455 [▲]
Control	●	2 single/double acting spool valves			
	○	Up to 4 single/double acting spool valves with flow divider, kickout and zero leak facility			

Steering		MF 5425 [▲]	MF 5435 [▲]	MF 5445 [▲]	MF 5455 [▲]
Hydrostatic: fixed/adjustable steering column		● /○	● /○	● /○	● /○

Brakes		MF 5425 [▲]	MF 5435 [▲]	MF 5445 [▲]	MF 5455 [▲]
Type		Oil-cooled, single plate discs with hydraulic actuation			
Parking brake		Independent disc on transmission, hand lever operated			
Trailer brakes, hydraulic	cab/platform	● /○	● /○	● /○	● /○

4WD Front axle		MF 5425 [▲]	MF 5435 [▲]	MF 5445 [▲]	MF 5455 [▲]
'Hydralock' differential lock		●	●	●	●

Wheels and Tyres		MF 5425 [▲]	MF 5435 [▲]	MF 5445 [▲]	MF 5455 [▲]
Front	2/4WD	10.00-16 / 13.6R24	10.00-16 / 13.6R24	10.00-16 / 13.6R24	11.00-16 / 13.6R24
Rear		16.9R34	16.9R34	16.9R34	16.9R34

Operator Area		MF 5425 [▲]	MF 5435 [▲]	MF 5445 [▲]	MF 5455 [▲]
Cab models					
'Standard'/'Steep nose' bonnet		● /○	● /○	● /○	● /○
Standard equipment includes:		De-luxe 'flat floor' cab, side exhaust, tinted glass, opening side and rear windows, four-speed fan with heater unit, mechanical swivelling seat, electronic linkage control, 2 spool valves, 2 front and 2 rear work lights, flashing beacon			
Variable equipment includes:		Full air conditioning, pneumatic swivelling seat, passenger seat, rear windscreen wash/wipe, additional work lamps, 1 or 2 additional spool valves, hitch viewing mirror, 'Visio' roof, opening front screen, roof hatch, radio/CD player, High visibility hitch.			

Platform models		MF 5425 [▲]	MF 5435 [▲]	MF 5445 [▲]	MF 5455 [▲]
'Standard'/'Steep nose' bonnet design		● /○	● /○	● /○	● /○
Standard equipment includes:		Rubber-mounted 'flat floor' platform, low exhaust, weather-proof spring suspension seat, electronic linkage control (ELC), 2 spool valves, 2-post folding ROPS, flashing beacon			
Variable equipment includes:		1 or 2 additional spool valves, 2 rear work lights, rear view mirrors			
(Note: Please ask your dealer for details of the MF 5400 Series' high-value 'Option packs')					

Weights and Dimensions (approximate, less fuel)					
Weight - Cab, 2/4WD	kg	3550/3865	3550/3865	3605/3900	3605/3900
Weight - Platform, 2/4WD	kg	3320/3635	3320/3635	3375/3670	3375/3670
Length, links horizontal	m	4.21	4.21	4.21	4.21

Height					
Over cab - Standard/Low Profile	m	*2.75/**2.54	*2.75/**2.54	*2.75/**2.54	*2.75/**2.54
Platform - over steering wheel	m	2.16	2.16	2.16	2.16
- over ROPS, folded/unfolded	m	2.15/2.70	2.15/2.70	2.15/2.70	2.15/2.70
Wheelbase - steep nose	m	2.46	2.46	2.46	2.46
- pivoting bonnet	m	2.55	2.55	2.55	2.55
Turning circle - dia. less brakes, 2/4WD	m	7.4/8.4	7.4/8.4	7.4/8.4	7.4/8.4
Fuel tank capacity	litre ●	130	130	130	130
	litre ○	200	200	200	200

● = Standard
○ = Optional

- = Not applicable/available
▲ = Also available as a 'Platform' model
⊕ = ISO TR14396

† = On 34 and 38 inch tyres (also depending on market legislation)
* = With 'standard' roof. For Visio roof add 20 mm.
** = With 'slimline' roof. For Visio roof add 110 mm.

Engine Performance		MF 5460	MF 5465	MF 5470	MF 5475	MF 5480
Max. hp @ 2000 rpm	⊕ ISO hp (kW)	125 (92)	132 (98)	135 (99)	144 (106)	145 (106)
Rated hp @ 2200 rpm	⊕ ISO hp (kW)	115 (85)	120 (88)	125 (92)	132 (98)	135 (99)
Max. hp in PowerBoost	⊕ ISO hp (kW)	135 (99)	144 (106)	145 (106)	156 (115)	155 (114)
Max. torque @ 1400 rpm	⊕ Nm	525	543	585	600	625
Max. torque with PowerBoost @ 1400 rpm	⊕ Nm	545	600	625	650	652
Specific fuel consumption†	g/kWh	208	210	205	208	205

Engine						
Water cooled, direct injection diesel	type	1104D-E44TA	66CTA	44CTA	66CTA	49CTA
Aspiration		Turbo/ Intercooled	Turbo/ Intercooled	Turbo/ Intercooled	Turbo/ Intercooled	Turbo/ Intercooled
Capacity/ no. of cylinders	litre/no.	4.4/4	6.6/6	4.4/4	6.6/6	4.9/4
Exhaust, side-mounted	cab	●	●	●	●	●

Transmission						
16F/16R 'Dyna-4' Semi-powershift gearbox with left-hand Power Control Speedmatching. 40 km/h max speed†		●	●	●	●	●
Additional 8F/8R 'Creeper' speeds		○	○	○	○	○
Additional 16F/16R 'Super-creep' speeds		○	○	○	○	○

Power Take-Off (Rear)	
Operation and control	Independent, electro-hydraulic with automated control. Speed change, exchangeable shaft (●) or shiftable (○)

PTO speed @ engine rev/min						
540 rpm (6 spline shaft)	rpm	1980	1980	1980	1980	1980
1000 rpm (21 spline shaft)	rpm	2000	2000	2000	2000	2000
Ground speed PTO		○	○	○	○	○
Economy PTO		○	○	○	○	○
540 or 1000 rpm	rpm	1550	1550	1550	1550	1550

Front Linkage and Power Take-Off						
Linkage lift capacity	kg	2500	2800	2500	2800	2500
PTO operation and control		Independent, electro-hydraulic. 6 or 21 spline, 35 mm (1 ³ / ₈ in) diameter PTO shaft. 1000 rpm @ 2040 engine rpm				

Linkage and Hydraulics						
Linkage control		Electronic control of draft, position and Intermix, plus Active Transport Control (ATC)				
Max. oil flow - Stage 1		42 litre/min, supplying gearbox range changes, diff.lock, PTO, 4WD, steering, brakes, clutch and lubrication				
Max. oil flow - Stage 2		57 litre/min, supplying 3-point linkage, auxiliary hydraulics, trailer brakes				
Twin flow (Option)		Stage 1 pump plus Twin Flow system giving 100 litre/min to spool valves				-
- Control		Switch on right-hand console, engages flow and 'locks out' linkage				-
Lower links, hook end		●	●	●	●	●
Category	(I/II/III)	II/III	II/III	II/III	III	III
Maximum lift capacity, at link ends,	kg ●	5000	5000	5000	6000	6000
	kg ○	6000	6000	6000	-	-
Closed Centre (load sensing)	Litres/min /bar	○	○	○	○	○
		○	○	○	110/200	110/200

Auxiliary hydraulics		MF 5460	MF 5465	MF 5470	MF 5475	MF 5480
Control	●	2 single/double acting spool valves				
	○	Up to 4 single/double acting spool valves with flow divider, kickout and zero leak facility				

Steering						
Hydrostatic: fixed/adjustable steering column		● /○	● /○	● /○	● /○	● /○

Brakes						
Type		Oil-cooled, single plate discs with hydraulic actuation				
Parking brake		Independent disc on transmission, hand lever operated				
Trailer brakes, hydraulic	cab	●	●	●	●	●
	air	-	○	-	○	-

4WD Front axle						
'Hydralock' differential lock		●	●	●	●	●
QuadLink suspended axle		○	○	○	○	○

Wheels and Tyres						
Front	2 / 4WD	10.00-16 / 13.6R28	10.00-16 / 14.9R28	10.00-16 / 14.9R28	10.00-16 / 14.9R28	10.00-16 / 14.9R28
Rear		16.9R38	18.4R38	18.4R38	18.4R38	18.4R38

Operator Area		
Standard equipment includes:		Deluxe 'flat floor' cab, vertical side exhaust, tinted glass, opening side and rear windows, four-speed fan with heater unit, mechanical swivelling seat, radio/CD player, electronic linkage control, 2 spool valves, 2 front and 2 rear work lights, flashing beacon.
Variable equipment includes:		Full air conditioning, pneumatic swivelling seat, passenger seat, rear windscreen wash/wipe, additional work lamps, 1 or 2 additional spool valves, hitch viewing mirror, Visio roof, opening front screen, roof hatch.

(Note: Please ask your dealer for details of the MF 5400 Series' high-value 'Option packs')

Weights and Dimensions (approximate, less fuel)						
Weight - Cab, 4WD	kg	4320	5400	4510	5400	4610
Length, links horizontal	m	4.30	4.82	4.37	4.82	4.37

Height						
Over cab - Standard	m	2.74	2.80	2.77	2.80	2.77
Wheelbase	m	2.55	2.83	2.67	2.83	2.67
Turning circle - dia. less brakes, 4WD	m	8.40	9.60	8.90	9.60	8.90
Fuel tank capacity	litre ●	145	150	145	150	145
	litre ○	200	215	200	215	200

- = Standard
- = Optional
- = Not applicable/available
- ⊕ = ISO TR14396
- † = Optimum specific fuel consumption (Manufacturer's test)

MF 5400 highlights

Here's a quick reminder of some of the advanced features of the MF 5400 Series tractor that makes it the superior choice.

- 01 Seven 4-cylinder models up to 145 hp and two 6-cylinder models up to 144 hp provide an excellent choice of horsepower on livestock and arable farms and in many municipal sectors.
- 02 Modern large capacity 4-cylinder and 6-cylinder engines provide excellent power and torque in a wide variety of applications.
- 03 High performance common rail and 4 valve engines provide an unrivalled combination of power and economy.
- 04 Additional power through 'PowerBoost' when either 3rd or 4th gear are selected increases output during PTO and transport work.
- 05 Pivoting bonnet provides better access for regular maintenance of the air filter and radiators.
- 06 Dyna-4 makes the MF 5400 Series the perfect loader tractor. 16 forward and 16 reverse speeds ensure the correct gear for every job. Four Dyna-4 ratios provide a wide choice of speeds available under full load.
- 07 The unique Power Control Lever keeps you firmly in control by allowing convenient operation of forward/reverse shuttle, powershift, range changes as well as fingertip de-clutching.
- 08 QuadLink provides exceptional ride comfort without compromising the turning angle or ground clearance.
- 09 Straightforward operation enables an easy progression from minimum speed to maximum speed with the minimum of driver effort.
- 10 Creep and Supercreep provides slow and very slow speeds.
- 11 Exceptional power and torque characteristics allied to the efficiency of the Dyna-4 transmission provide superb work outputs with very low fuel consumption.
- 12 New high power and torque ratings increase productivity and reduce journey times.
- 13 New optional cab suspension system improves operator comfort and provides safer transportation of mounted implements.
- 14 Visio roof and steep-nose bonnet available for enhanced visibility.

